

Main Feature

Frequency range: 470-860MHZ

Impedance: 50Ω

Input connector: L27-50K、IF45K

Gain: 12dBd

Power: 1.5kW / piece

VSWR: < 1.08

Polarization: horizontal or Vertical

Lightning protection: DC grounded

Dimension: 450mmx1000mmx235mm

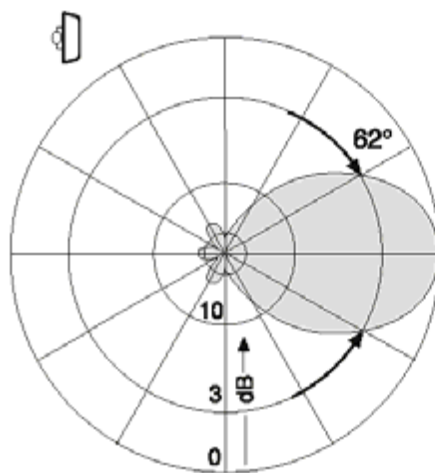
Weight: 12Kg

Wind surface: 0.45m²

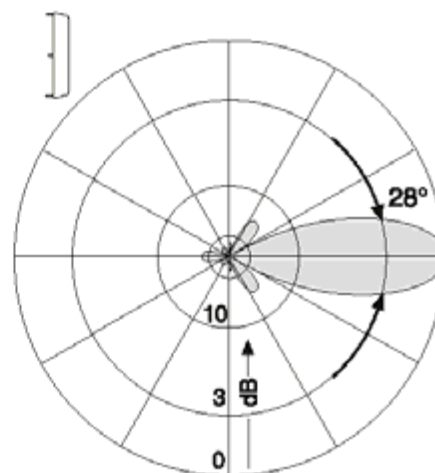
Wind load (150km/h): 63.5kg

Material: Fiberglass radome

Line and dipole in silver-plated copper and
brass Stainless reflector



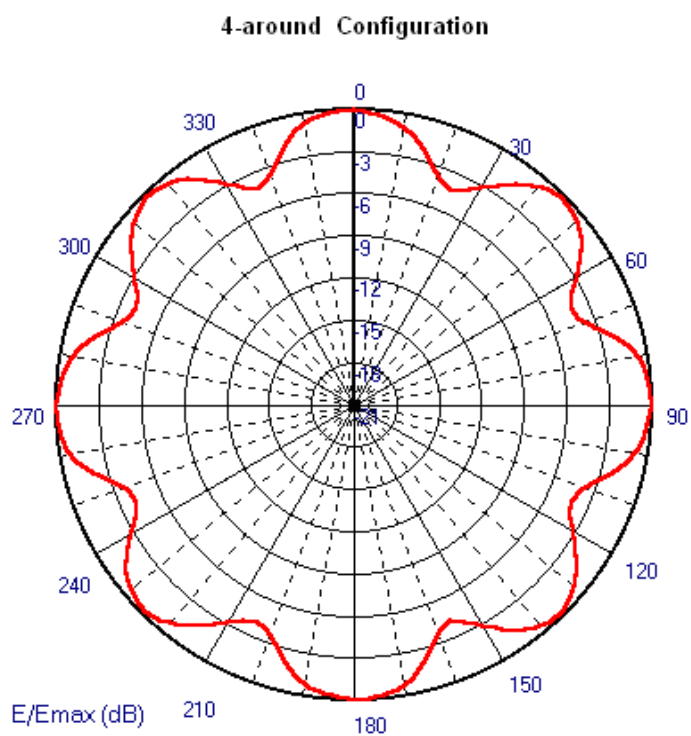
Horizontal



Vertical



Typical Azimuth Patterns



Typical Elevation Patterns

